

# Learning Comes To Life On Stage



# Spotlight On Learning Through The Arts

## Introduction - For Teachers and Parents


Discover the benefits of teaching and learning through the theater Arts. Lights! Actors! Costumes! Music! Dance! There is nothing like sitting in a darkened theater, watching and listening as magic happens in front of you. The icing on the cake? Kids love it! It is well-documented that exposure to the arts, both at home and in the classroom, enhances learning. Children in particular seem to be captivated and motivated by the integration of theater arts into their daily lives, creating those all-important teachable moments.

With that in mind, the Broward Center for Performing Arts has provided quality arts experiences for over 2.4 million students, teachers, and families for over 20 years. The Broward Center has made it possible for learning to come to life on stage with a variety of arts-in-education programs, combining the magic of live stage shows with core content areas of the curriculum. Some of their outstanding programs include:

**Smart Stage Matinees** - Inspired by the **Student Enrichment in the Arts (SEAS)** program developed in a ground-breaking partnership with the School Board of Broward County, this series of programs includes shows based on literature, science and math, historical events, and multicultural subjects. Available to all K-12 students, each performance reinforces classroom learning, linking directly into the curriculum. Productions are offered on school days at the Broward Center and its affiliated venues. Go to [www.browardcenter.org](http://www.browardcenter.org) for all performances and locales.

**Family Fun Series** - Based on a variety of children's literature with titles including *The Ugly Duckling*, *Wizard of Oz* and *Aesop's Fables*, the Family Fun Series introduces young students to theater arts, while reinforcing literacy skills. Presented on weekends throughout the season, each performance includes pre- and post-show activities, with arts and crafts, face-painting and snacks.

**Learning Comes to Life On Stage** - focuses on five of these productions, offering a taste of this season's award-winning shows. Some classroom and at-home activities are included.



## Family Fun Show Activities



## Activity for Parents and Teachers:

Using the website, [www.browardcenter.org](http://www.browardcenter.org) look at the listings for all upcoming shows. With your children, decide which production you would most like to attend. A family or classroom activity could include a fund-raiser such as a bake sale or car wash, so you can attend a performance together.

**Fun Fact:** More than 2 million students have attended educational performances and events since the opening of the Broward Center in 1991!

Written by:  
Broward Center for Performing Arts  
and Lynn Baden

Edited by:

Debbie Rahamim, Sun Sentinel

Designed by:

Broward Center for Performing Arts  
Design & Graphics provided by:

Debra Gahring, Sun Sentinel

Copyright ©

Sun Sentinel, 2011

RL.K.7, RL.1.7, RL.2.7, RI.K.1,  
RI.K.2, RI.1.1, RI.1.2, RI.2.1,  
RI.2.2, RI.2.6, RI.3.2, RI.3.7,  
RI.4.2, W.K.2, W.1.2, W.2.2,  
W.2.3, W.3.2, W.3.3, W.4.2,  
W.4.3, W.5.2, W.5.3

# What is a Play Anyway?

A simple definition for a play is a story presented to a live audience by actors pretending to be the characters in the story. The characters express who they are and what they think using words, gestures, facial expressions and actions. Most often you will find people, places and problems or some kind of conflict in a play.

## Practice Good "Theater Etiquette"

If you are going with your family: You need to know about "Theater Etiquette". Theater Etiquette is the accepted way to behave while you attend a show.

- Be early. That way you see the whole performance and won't interrupt others while trying to get to your seat after the show started.
- Don't be surprised when an usher meets you at the entrance to the theater. His/her job is to direct you and your family to the correct seats.
- Turn off all cell phones or other devices that can make noise. No cameras, photography, or videotaping is allowed.
- The lights slowly dim and then go out. This is your signal that the show is about to start and you will need to be quiet.
- At the end of the show everyone usually claps or applauds as the actors take their bows.
- Lastly, stay seated until the lights come on.

**If you are attending with your class or school group: All of the above applies to students in groups, too, with a few additional items.**

- Teachers and chaperones: please have a count of the students attending.
- No food, drinks, candy or gum is allowed in the theater.
- Please come into the theater in single file, as the usher guides you.
- If you must get up, a chaperone must go with you.
- Wait until the performance is over before leaving your seat.

Remember, Theater Etiquette is designed so you can fully enjoy the experience of a live performance. So sit back, relax, and have a wonderful time.

## At Home Activity:

If you have never been, a live theater experience can be overly stimulating. A good way to control that might be to play act proper behavior with an adult before you go to the theater. Describe to an adult other situations that require attention to proper etiquette, for example, how to behave at a baseball game, at a party, etc. It will help if you know what is expected ahead of time.

## Classroom Activity:

In groups, create a poster, poem, video, slideshow, song or even a short play demonstrating proper etiquette in a variety of situations of your choosing including attending a live theater performance.



## Vocabulary:


- Tragedy • Comedy • Musical • Drama
- Opera • Ballet • Conflict • Character • Plot
- Theme • Scenery • Setting

## At Home Activity:

- With your parents help, cut out words or phrases from headlines in the *Sun Sentinel*.
- Put the words in a hat; you pick one and have your parents choose one.
- Act out the word or phrase without speaking actual words. Use gestures, expressions, vocal sounds, but no words. Who did the best job?

## Classroom Activity:

Most plays have some problem or conflict to solve. Using the *Sun Sentinel Digital Edition*, skim for articles with a problem you think would make a good scenario for a play. Find the 5W's Who, What, When, Where and Why of the article. Write a short paragraph about why the story would make a good play, using details and facts to support your view. Create a short play based on your selection.




SL.K.1, SL.K.4, SL.K.6, SL.1.1, SL.1.4, SL.2.1, SL.2.3, SL.3.1, SL.3.4, SL.4.1, SL.4.4, SL.5.1, SL.5.4, VA.K.C.1.1, VA.K.F.3.1, VA.K.S.1.2, VA.1.C.1.1, VA.1.F.1.1, VA.1.S.1.3, VA.2.C.1.1, VA.2.C.2.1, VA.2.S.1.2, VA.2.F.1.1, VA.3.C.1.1, VA.3.F.1.1, VA.4.C.1.1, VA.4.C.2.2, VA.4.C.2.3, VA.5.C.1.1, VA.5.F.1.2, VA.5.F.3.1



# FREE Educational Workshops

Experience live theater like never before with hands-on workshops held in conjunction with national touring companies' best productions, including Broadway. Meet cast members up close and personal, enjoy a fabulous dance choreography workshop or watch a full company "dress rehearsal" -- **all absolutely free!**



## Student Workshops

**Broward Center for the Performing Arts**  
5:00PM- 6:00PM

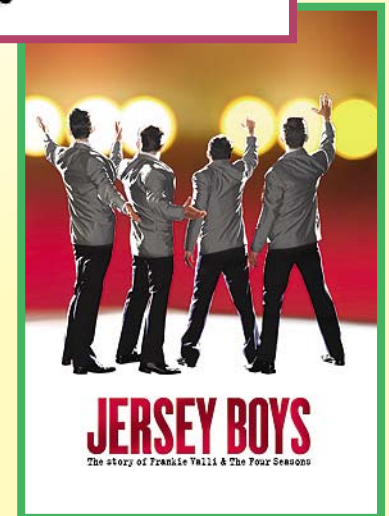
- Rain  
Tuesday, Oct. 11, 2011
- Beauty & the Beast  
Tuesday, Nov. 22, 2011
- Jersey Boys  
Tuesday, Jan. 17, 2012
- Billy Elliot  
TBD
- South Pacific  
Tuesday, April 17, 2012



## Girl Scout Workshops

**Broward Center for the Performing Arts**  
11:00AM- 12:00PM

- Beauty and the Beast  
Saturday, Nov. 19, 2011
- Billy Elliot  
TBD



## Soweto Gospel Choir

**Parker Playhouse**  
Friday, Feb. 10, 2012  
5:00PM- 6:00PM

Direct from South Africa, enjoy a "full-company" dress rehearsal as the Soweto Gospel Choir gives students a behind-the-scenes view of a performing ensemble's rehearsal process including a capella singing, high-stepping traditional dances, and thrilling djembe drums.



## Improvised Shakespeare - Shake It Up! Workshop

**Broward Center for the Performing Arts**  
Saturday, Feb. 11, 2012  
5:00PM- 6:00PM

In the "Shake It Up!" Workshop students will learn some of the basic rules of Elizabethan dialogue and then work together to create their own Elizabethan prose and verse right on the spot! The results are engaging fun, and hilarious.

**Space is very limited and reservations are required, so secure your spot today!**

For more information or to register for the workshops you must **RSVP to the Education Department at 954-468-2689**